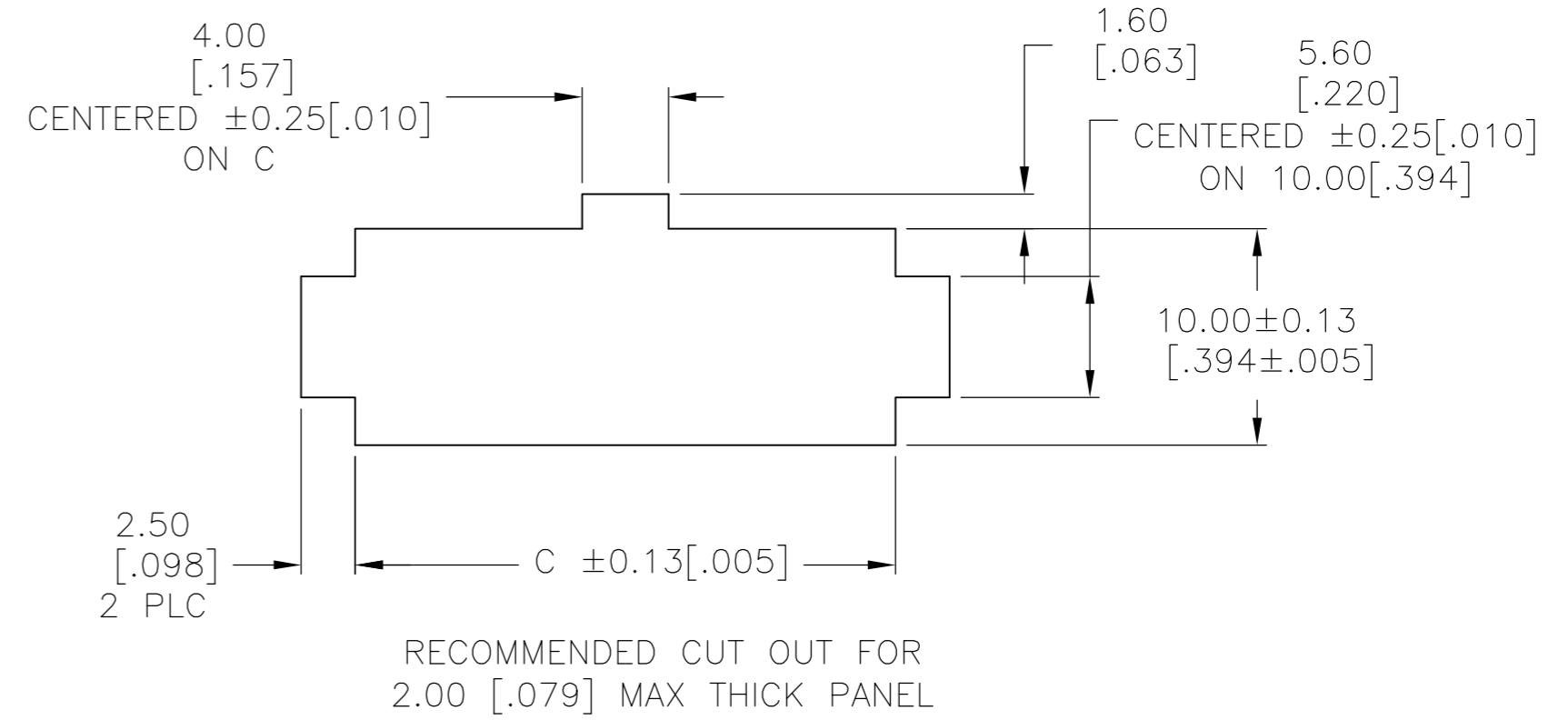
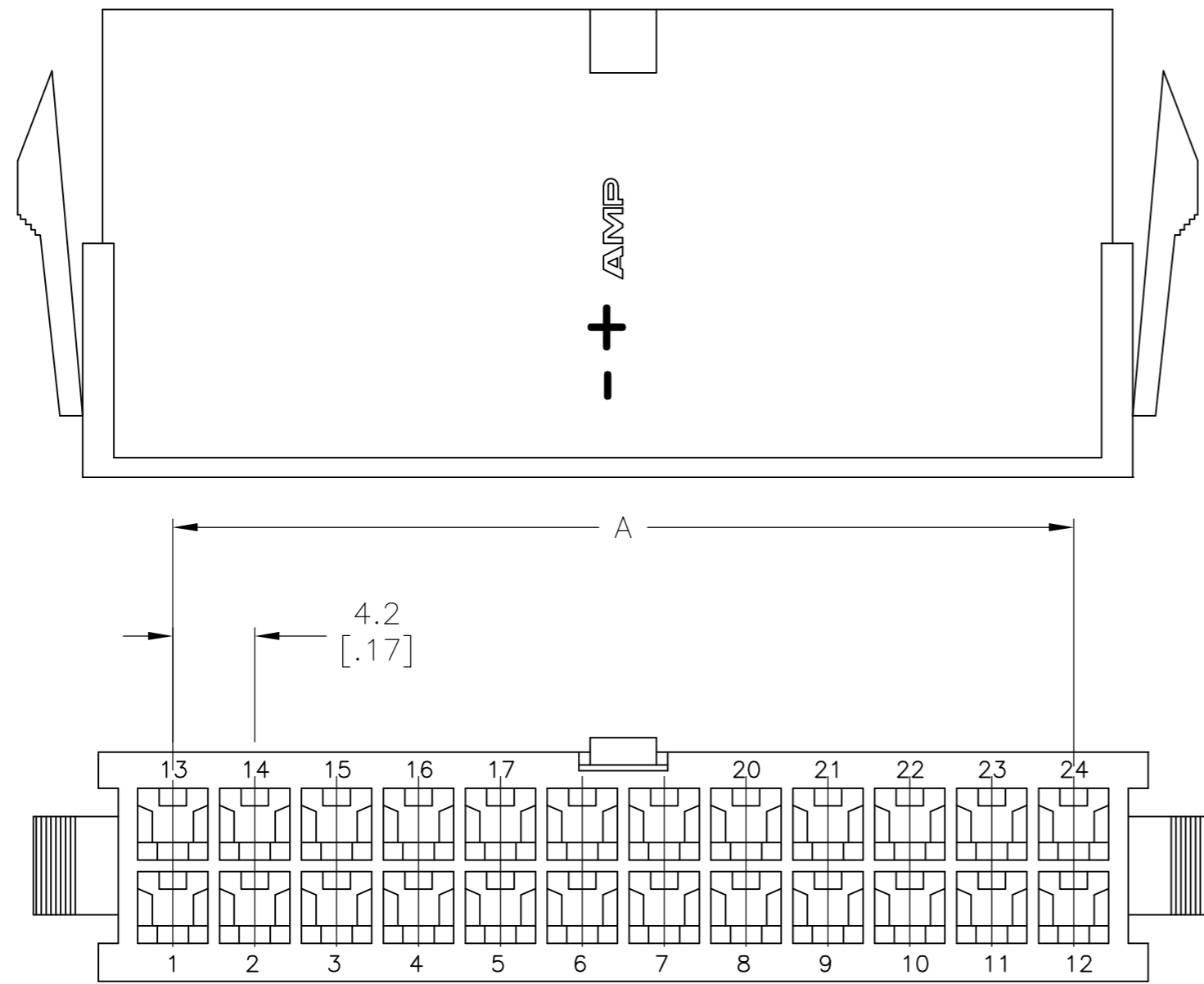
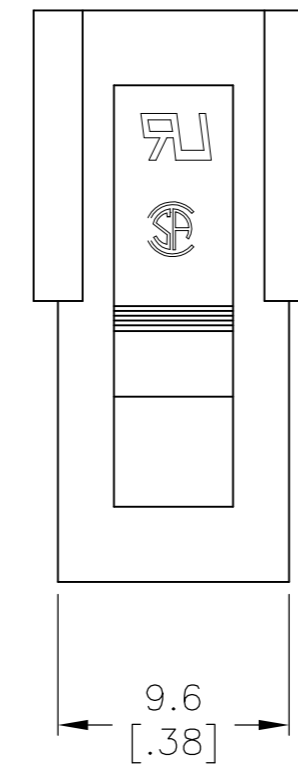
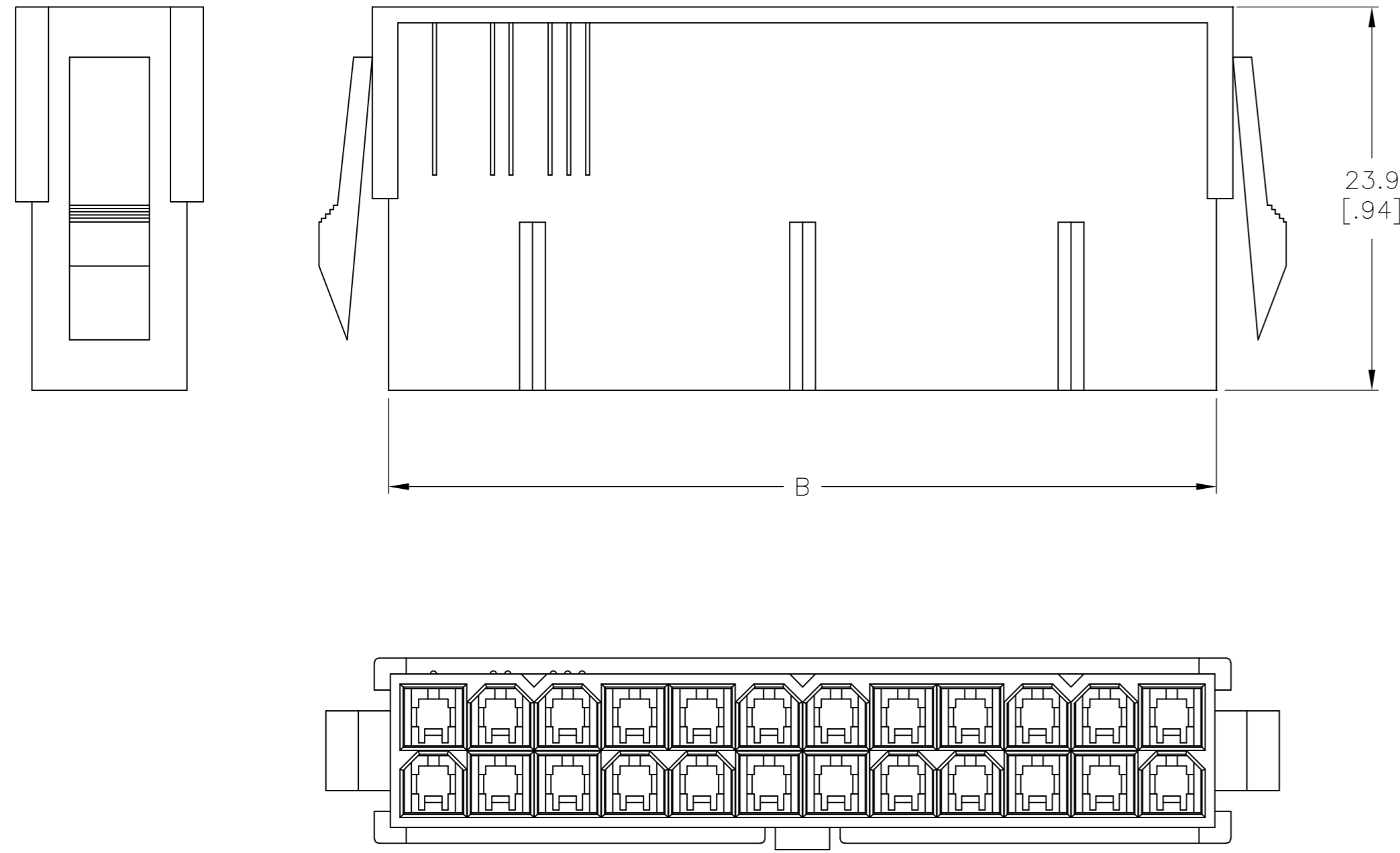


THIS DRAWING IS UNPUBLISHED. RELEASED FOR PUBLICATION  
 © COPYRIGHT - By - ALL RIGHTS RESERVED.

LOC		DIST		REVISIONS			
P	LTR	DESCRIPTION	DATE	DWN	APVD		
		C1	REVISED PER ECO-11-004587	11MAR11	RK	HMR	



- 1 NYLON, UL94V-2, NATURAL.
- 2 PANEL MUST BE PUNCHED SO THAT THE HOUSING ENTERS THE PANEL IN THE SAME DIRECTION AS THE PUNCH.



DIM C	DIM B	DIM A	POS	PART NUMBER
52.00[2.047]	51.60[2.031]	46.2[1.82]	24	2-794953-4
47.80[1.882]	47.40[1.866]	42.0[1.65]	22	2-794953-2
43.60[1.717]	43.20[1.701]	37.8[1.49]	20	2-794953-0
39.40[1.551]	39.00[1.535]	33.6[1.32]	18	1-794953-8
35.20[1.386]	34.80[1.370]	29.4[1.16]	16	1-794953-6
31.00[1.220]	30.60[1.205]	25.2[.99]	14	1-794953-4
26.80[1.055]	26.40[1.039]	21.0[.83]	12	1-794953-2
22.60[.889]	22.20[.874]	16.8[.66]	10	1-794953-0
18.40[.724]	18.00[.709]	12.6[.50]	8	794953-8
14.20[.559]	13.80[.543]	8.4[.33]	6	794953-6
10.00[.394]	9.60[.378]	4.2[.17]	4	794953-4
5.80[.223]	5.40[.213]	--	2	794953-2

THIS DRAWING IS A CONTROLLED DOCUMENT.

DIMENSIONS: mm [INCHES]	TOLERANCES UNLESS OTHERWISE SPECIFIED: 0 PLC ± - 1 PLC ± 0.4[.02] 2 PLC ± 0.25[.010] 3 PLC ± 0.150[.0059] 4 PLC ± - ANGLES ± - FINISH -	DWN S. HAMM 06-SEP-2001 CHK D. COLEY 06-SEP-2001 APVD D. COLEY 06-SEP-2001 PRODUCT SPEC APPLICATION SPEC WEIGHT - CUSTOMER DRAWING	TE Connectivity PANEL MOUNT PLUG HOUSING, VAL-U-LOK(TM)	SIZE A2 CAGE CODE 00779 DRAWING NO C=794953 SCALE - SHEET 1 OF 1 REV C1	RESTRICTED TO -
----------------------------	--	--	--	--	-----------------